

# HTM140 薄型感應油壓缸 SD. SW

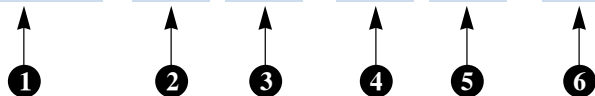


Magnetic-Type Hydraulic Cylinder SD. SW

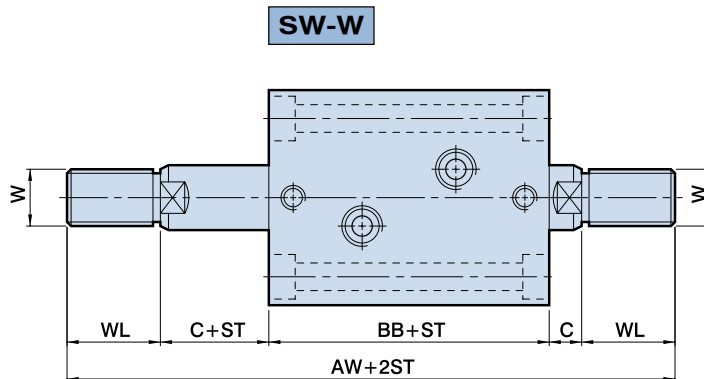
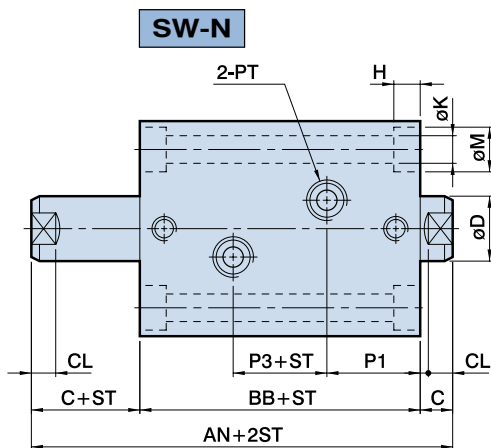
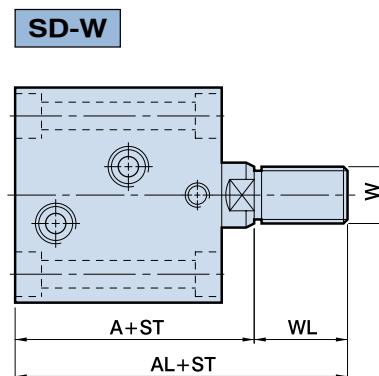
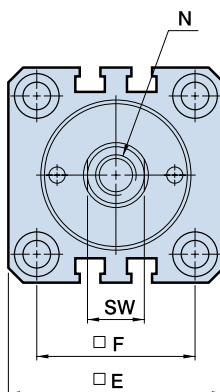
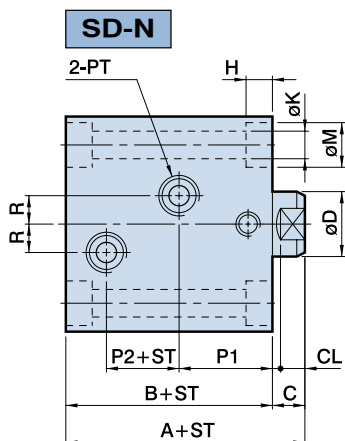
• Bore:  $\phi 32$ - $\phi 80$ mm • Pmax: 140kg/cm<sup>2</sup>

## 訂購標示法 Order Code

HTM140 - SD 32 × 20 N - S1



①	系列別 Series	HTM140			
②	安裝型式 Mounting type	SD	軸向單軸型 Single end rod type		
		SW	軸向雙軸型 Double end rod type		
③	油缸內徑 Bore of cylinder	$\phi 32, \phi 40, \phi 50, \phi 63, \phi 80$			
④	標準行程 Standard stroke	10, 20, 30, 40, 50 (行程標示外 接受訂作) Other stroke available			
⑤	軸端型式 Rod end type	內牙N: Internal thread N			
		外牙W: External thread W			
⑥	近接開關 Sensor switch	S1:1個 S2:2個 1Pc of S1, 2Pcs of S2			
		電壓 Volt: DC4-24V AC4-120V 電流 Current: 5-40mA			



ST=Stroke

## Dimensional table

UNIT:mm

Bore	A	AL	AN	AW	B	BB	C	CL	D	SW	E	F	H	K	M	N	W	WL	P1	P2	P3	R	PT
$\phi 32$	83	108	104	154	73	84	10	7	20	17	62	47	6.5	6.8	11	M12x1.75x15D.	M16x1.5	25	27	29	30	10	1/4
$\phi 40$	80	110	101	161	70	81	10	7	25	22	70	52	9	9	14	M16x2.0x20D.	M20x1.5	30	27	27	27	10	1/4
$\phi 50$	86	121	109	179	75	87	11	8	30	27	80	58	11	11	18	M20x2.5x25D.	M24x1.5	35	28	31	31	10	1/4
$\phi 63$	97	142	120	210	84	94	13	10	35	32	94	69	13	13	20	M27x3.0x33D.	M30x1.5	45	30	36	34	10	1/4
$\phi 80$	112	167	140	250	95	106	17	14	40	37	114	86	15	15	22	M30x3.5x33D.	M36x1.5	55	35	38	36	15	3/8