

# HTM70 薄型感應油壓缸 SD, SDMB



Magnetic-Type Hydraulic Cylinder SD, SDMB

• Bore:  $\phi 32$ - $\phi 80$ mm • Pmax: 70kg/cm<sup>2</sup>

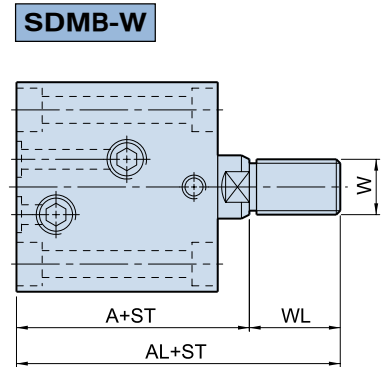
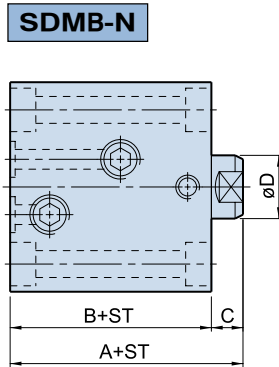
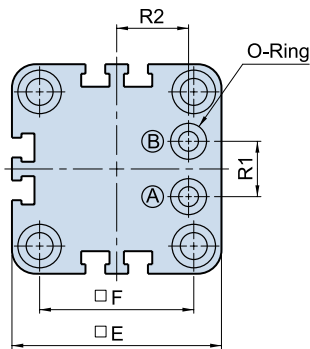
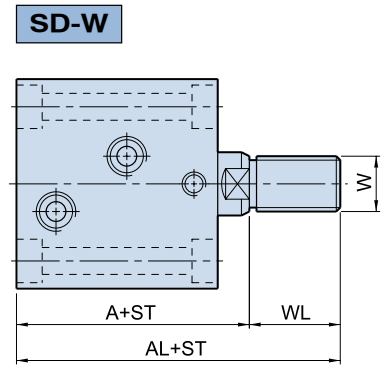
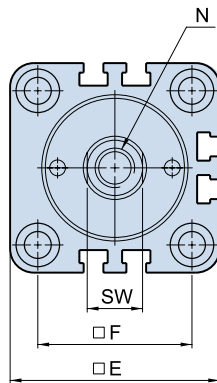
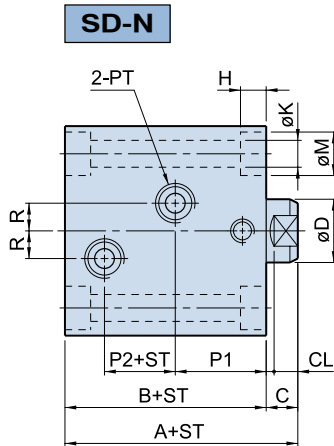
## 訂購標示法 Order Code

HTM70 - SD 32 × 20 N - S1

↑      ↑      ↑      ↑      ↑      ↑

①      ②      ③      ④      ⑤      ⑥

①	系列別 Series	HTM70			
②	安裝型式 Mounting type	SD	標準型	Standard	
		SDMB	油路板型	Manifold type	
③	油缸內徑 Bore of cylinder	$\phi 32, \phi 40, \phi 50, \phi 63, \phi 80$			
④	標準行程 Standard stroke	10, 20, 30, 40, 50			
⑤	軸端型式 Rod end type	內牙N: Internal thread N 外牙W: External thread W			
⑥	近接開關 Sensor switch	S1: 1個 S2: 2個 1Pc of S1, 2Pcs of S2 電壓 Volt: DC4-24V AC4-120V 電流 Current: 5-40mA			



- (A) 推出油孔  
Push out
- (B) 拉入油孔  
Pull in

ST = Stroke

## Dimensional table

右列行程之本體長度B尺寸相同 (5,10) (15,20) (25,30) (35,40) (45,50)

The length "B" of cylinder body is the same of the stroke: (5,10) (15,20) (25,30) (35,40) (45,50)

UNIT:mm

Bore	A	AL	B	C	CL	D	SW	E	F	H	K	M	N	W	WL	SD				SDMB		
																P1	P2	R	PT	R1	R2	O
$\phi 32$	64	89	54	10	7	20	17	62	47	6.5	6.8	11	M12x1.75x15D.	M16x1.5	25	28	14	10	1/4	20	20	P9
$\phi 40$	65	95	55	10	7	25	22	70	52	9	9	14	M16x2.0x20D.	M22x1.5	30	28	15	10	1/4	20	24	P9
$\phi 50$	71	106	60	11	8	30	27	80	58	11	11	18	M20x2.5x25D.	M26x1.5	35	29.5	18	10	1/4	20	29	P9
$\phi 63$	80	120	67	13	10	35	32	94	69	13	13	20	M27x3.0x35D.	M30x1.5	40	31	20	10	3/8	26	35	P11
$\phi 80$	95	140	78	17	14	45	36	114	86	15	15	22	M30x3.5x35D.	M39x1.5	45	33	27	15	3/8	30	44	P11